

GATES/GEB as the Best Thermodynamic Approach to Electrolytic Redox Systems - a Review

Anna M. Michałowska-Kaczmarczyk¹, Tadeusz Michałowski^{2,*}

¹Department of Oncology, The University Hospital in Cracow, Cracow, Poland

²Department of Analytical Chemistry, Technical University of Cracow, Cracow, Poland

Abstract

The Generalized Approach To Electrolytic Systems (GATES) provides the best possible thermodynamic formulation of redox and non-redox, equilibrium and metastable, mono-, two- and three-phase systems, with all attainable/pre-selected physicochemical knowledge involved, without any simplifying assumptions made for calculation purposes, where different species may occur in batch or dynamic systems, of any degree of complexity. The Generalized Electron Balance (GEB) is the key concept completing the set of algebraic balances referred to redox systems, described according to GATES/GEB \square GATES principles. The GEB, considered as the law of Nature, is fully compatible with charge and concentration balances, and relations for the corresponding equilibrium constants. Within GATES, the electrolytic systems are resolvable with use of MATLAB, or other iterative computer programs, if all necessary physicochemical knowledge is attainable.

Corresponding author: Tadeusz Michałowski, Department of Analytical Chemistry, Technical University of Cracow, Cracow, Poland, Email: michalot@o2.pl

Citation: Anna M. Michałowska-Kaczmarczyk, Tadeusz Michałowski (2020) GATES/GEB as the Best Thermodynamic Approach to Electrolytic Redox Systems - a Review. Journal of New Developments in Chemistry - 3(2):1-17. <https://doi.org/10.14302/issn.2377-2549.jndc-20-3583>

Keywords: Electrolytic redox systems; GATES; GEB; GATES/GEB; Computer simulations.

Received: Oct 03, 2020

Accepted: Oct 03, 2020

Published: Oct 09, 2020

Editor: Mohammad Tavakkoli, Shahid Chamran University of Ahvaz, Ahvaz, Iran.

Introduction

The paper refers to fundamental/general regularities obligatory for electrolytic systems. The linear combination $f_{12} = 2 \cdot f(O) - f(H)$ of elemental balances: $f_1 = f(H)$ for $Y_1 = H$ and $f_2 = f(O)$ for $Y_2 = O$, is the general, key relation distinguishing between electrolytic redox and non-redox systems in aqueous media [1-7]. The f_{12} is put in context with charge balance ($f_0 = ChB$) and other, elemental and/or core balances $f_k = f(Y_k)$ ($k=3, \dots, K$; $Y_k \neq H, O$), related to the system in question. It is stated that f_{12} is (1°) linearly independent on f_0, f_3, \dots, f_k for a redox system, or (2°) linearly dependent on f_0, f_3, \dots, f_k when related to a non-redox system, and thus the independency/dependency property of f_{12} (3°) provides a rigorous criterion distinguishing between redox and non-redox systems [1-18]. As the independent balance for a redox system, (4°) f_{12} is considered as the *primary* form of Generalized Electron Balance (GEB). $f_{12} = pr$ -GEB, according to Approach II to GEB. (5°) f_{12} is fully compatible with f_0, f_3, \dots, f_k , and (6°) f_{12} completes the set of K equations $f_0, f_{12}, f_3, \dots, f_k$, necessary for thermodynamic solution of a redox system according to Generalized Approach to Redox Systems (GATES) [1,19]; (7°) The set of $K-1$ balances f_0, f_3, \dots, f_k is necessary for the solution of a non-redox system; (8°) all relevant, available physicochemical knowledge can be applied for this formulation. Formulation of f_{12} within GATES/GEB \subset GATES (9°) needs none prior knowledge of oxidation numbers (ONs) for all elements in components forming any redox system, and in the species of the system thus formed, where (10°) oxidants and reductants are not indicated *a priori* [20,21] (11°) Stoichiometry, oxidation numbers, oxidants, reductants and equivalent mass (as GEM [3,22,23]) are derivative concepts only. As such, (12°) f_{12} is the hidden connection of physicochemical laws, and (13°) f_{12} is the breakthrough in thermodynamic theory of electrolytic redox systems. Within GATES, f_{12} (14°) indicates the unique, distinctive role of the two elements: $Y_1 = H$ and $Y_2 = O$ in mathematical description of electrolytic (redox and non-redox) systems of any degree of complexity, limited only by the quantitative, physicochemical knowledge related to the system in question, and GATES/GEB provides the best thermodynamic approach to electrolytic (static and dynamic) redox systems, of

any degree of complexity. The GEB is perceived as a law of Nature [2,19,24,25], resulting from the charge and elements conservation rules, and GATES/GEB is an example of excellent paradigm [7,19]. All the relations: balances and expressions for equilibrium constants are of algebraic nature, quite different from the nature of stoichiometric reaction notations, that are used in GATES only in context with formulation of the related equilibrium constants according to mass action law. GATES is the best tool applicable for transformation of physicochemical knowledge into algebraic relations, and GEB fills the gap between chemistry and physics of electrolytic redox systems. The f_{12} formulation within GATES, designed primarily to aqueous media, can be extended on mixed-solvent media, where amphiprotic co-solvent(s) are involved [6,26,27].

The GATES formulation is applicable for non-redox and redox systems of any degree of complexity. Applicability of GATES is limited only by the degree of physicochemical knowledge, expressed by a complete set of mutually independent equilibrium constants related to the system in question.

Static (batch) and dynamic electrolytic systems are resolvable within GATES, formulated (1992) by Michałowski [1]. The dynamic procedure, most commonly applied in laboratory practice, is the titration, where titrant (T) is added into titrand (D), and the D+T system is thus formed. In D+T systems, considered in chemical analysis and physicochemical studies, different (acid-base, redox, complexation or/and precipitation, extended on two- and three-phase (in liquid-liquid extraction systems [28,29]) types of reactions may occur simultaneously and/or sequentially. Moreover, a particular type of reaction, e.g. complexation, can be exemplified there by different representatives, e.g. different ligands.

In this paper, we concern mainly some electrolytic redox systems, formulated according to GATES/GEB principles, with GEB discovered by Michałowski (1992, 2005) according to the Approaches (I, II) to GEB. The Approach I to GEB [29-34] is based on the principle of a common pool of electrons introduced by electron-active elements, named, in convention of "card game", as "players". The electron-non-active elements are named here as "fans",

and electrons are considered as “money”, transferred between “players”; the “fans” accounts are intact, in this convention [2]. The Approach I to GEB, named also as the ‘short’ version of GEB, needs the knowledge of oxidation degrees for all elements in the species participating the system considered. Such a requirement is not obligatory in the Approach II to GEB, based on elemental balances for H and O, outlined in the present paper.

All calculations made within GATES/GEB are related to condensed (liquid, or liquid+solid) phases separated from the environment by diathermal (freely permeable by heat) walls [1]. The heat exchange between the system and its environment enables the temperature of the system to be kept constant during the appropriate dynamic process, such as titration, performed in a *quasistatic* manner. The dynamic buffer capacity formulated for redox systems by Michałowski [35] refers also to titrimetric procedure, like dynamic buffer capacities related to non-redox systems, and formulated also by Michałowski [36-41].

Complex redox systems, where all types of elementary chemical reactions proceed simultaneously and/or sequentially, were also considered, see [31,41-43]. In all instances, one can follow measurable quantities (potential E, pH) in dynamic and static processes and gain the information about many details not measurable in real experiments; it particularly refers to dynamic speciation.

Preliminary Notes

Linear Dependency or Independency of Equations

The problem of linear dependency or independency of equations is of fundamental importance in GATES/GEB. Among others, it provides the new criterion distinguishing between redox and non-redox electrolytic systems. An independent equation obtained from charge and elemental and/or core balances related to electrolytic redox systems provides the independent equation known as Generalized Electron Balance (GEB).

Components and Species

The terms: components of an electrolytic system and species in the system are distinguished, for balancing purposes. The components (solvent, solutes) are compounds forming a (static or dynamic) system,

and the species $X_i^{z_i}$ are formed in the system thus obtained. We refer here to aqueous electrolytic systems, where the species $X_i^{z_i}$ exist as hydrates $X_i^{z_i} \cdot n_{iW}$, $i=1, \dots, I$; $z_i = 0, \pm 1, \pm 2, \dots$ is a charge, expressed in elementary charge units, $e = F/N_A$ (F – Faraday’s constant, N_A – Avogadro’s number), $n_i = n_{iW} = n_{iH_2O} \geq 0$ is a mean number of water ($W=H_2O$) molecules attached to $X_i^{z_i}$; the case $n_{iW}=0$ is then also admitted. The notation $X_i^{z_i} \cdot n_{iW}$ presents the species as real entities in aqueous media. The n_{iW} values are virtually unknown – even n_{2W} for X_2^{2-} . $n_{2W} = H^{+1} \cdot n_{2W}$ [44], and depend on ionic strength (I) of the solution.

For some reasons, it is justifiable to start the balancing from the numbers of particular entities: N_{0j} – for components ($j = 1, \dots, J$) represented by molecules, and N_i – for species (ions and molecules) of i -th kind ($i = 1, \dots, I$), where I is the number of kinds of the species. The mono- or two-phase electrolytic system thus obtained involve N_1 molecules of H_2O and N_i species of i -th kind, $X_i^{z_i} \cdot n_{iW}$ ($i=2, 3, \dots, I$), specified briefly as $X_i^{z_i}$ (N_i, n_i), where $n_i \equiv n_{iW} \equiv n_{iH_2O}$. For ordering purposes, we write: H^{+1} (N_2, n_2), OH^{-1} (N_3, n_3), ... , i.e., $z_2 = 1, z_3 = -1$

Formation of linear combinations is applicable to check the linear dependency or independency of the balances. A very useful/effective manner for checking/stating the linear dependence of the balances is the transformation of an appropriate system of equations to the identity, $0 = 0$ [2]. For this purpose we try, in all instances, to obtain the simplest form of the linear combination, as indicated in the examples presented below.

A Preliminary Information

Elemental and Core Balances

Within GATES, elemental and/or core balances are distinguished/formulated. The core is a cluster of elements of defined composition (expressed by chemical formula) and external charge; e.g., the core SO_4^{-2} enters the component $FeSO_4 \cdot xH_2O$ and the species: $HSO_4^{-1} \cdot n_5H_2O$, $SO_4^{-2} \cdot n_6H_2O$, $FeSO_4 \cdot n_9H_2O$ in aqueous ($W=H_2O$) solutions: D and D+T presented below. Molar concentrations [mol/L] of the species $X_i^{z_i} \cdot n_{iW}$ is denoted as $[X_i^{z_i}]$, for brevity. Concentrations of all components and species be expressed in mol/L, and all volumes – in mL.

Static and Dynamic Systems

In further parts of this paper, we consider the D+T system, obtained after addition of V mL of T containing the reagent B (C M) into V₀ mL of the solution containing the analyte A (C₀ M). The number of mmoles of A equals n_A = C₀×V₀ and the number of mmoles of B, added up to a given point of titration, equals n_B = C×V. The fraction Φ = n_B/n_A, i.e.,

$$\Phi = \frac{C \cdot V}{C_0 \cdot V_0} = \frac{C}{C_0} \cdot \frac{V}{V_0} \quad \dots\dots(1)$$

is termed as the fraction titrated. The variable Φ introduces a kind of normalization (independence of V₀ value) in graphical presentation of the results thus obtained. The Φ will be also very useful in formulation of the equivalence mass according to generalized equivalent mass GEM [1-3,45,46], suggested (1979) by Michałowski [22].

Modelling the electrolytic systems can be realized with use of an iterative computer program, with all attainable physicochemical knowledge involved in the algorithm applied for this purpose. The values of equilibrium constants, interrelating molar concentrations of particular species, are parameters of the corresponding balances.

Formulation of a Redox System According to Approach II to GEB

For comparative purposes, we start from titrand D and titrant T as the static non-redox sub-systems participating the redox D+T system. We consider here:

1) D (V₀) composed of FeSO₄·xH₂O (N₀₄) + H₂SO₄ (N₀₅) + H₂O (N₀₆) + CO₂ (N₀₇);

2) T (V) composed of KMnO₄ (N₀₁) + H₂O (N₀₂) + CO₂ (N₀₃);

and

3) D+T (V₀+V) as the mixture of D and T, where the following species are formed:

H₂O (N₁); H⁺ (N₂, n₂), OH⁻ (N₃, n₃), HSO₄⁻ (N₄, n₄), SO₄⁻² (N₅, n₅), H₂CO₃ (N₆, n₆), HCO₃⁻ (N₇, n₇), CO₃⁻² (N₈, n₈), Fe⁺² (N₉, n₉), FeOH⁺¹ (N₁₀, n₁₀), FeSO₄ (N₁₁, n₁₁), Fe⁺³ (N₁₂, n₁₂), FeOH⁺² (N₁₃, n₁₃), Fe(OH)₂⁺¹ (N₁₄, n₁₄), Fe₂(OH)₂⁺⁴ (N₁₅, n₁₅), FeSO₄⁺¹ (N₁₆, n₁₆), Fe(SO₄)₂⁻¹ (N₁₇, n₁₇), K⁺¹ (N₁₈, n₁₈), MnO₄⁻¹ (N₁₉, n₁₉), MnO₄⁻² (N₂₀, n₂₀), Mn⁺³ (N₂₁, n₂₁), MnOH⁺² (N₂₂, n₂₂), Mn⁺² (N₂₃, n₂₃), MnOH⁺¹ (N₂₄, n₂₄), MnSO₄ (N₂₅, n₂₅)(2)

The same notation (N_{0j}, N_i, n_i) will be applied, for brevity, also for D and T. The x value in FeSO₄·xH₂O [47] is assumed as undefined. The carbonate species in D+T may result from presence of CO₂ in water applied as solvent for preparation of D and T.

The complete set of equilibrium constants related to this D+T system is involved in the relations:

$$\begin{aligned} [H^{+1}][OH^{-1}] &= 10^{-14.0}; [HSO_4^{-1}] = 10^{1.8}[H^{+1}][SO_4^{-2}]; [H_2CO_3] = 10^{16.4}[H^{+1}]^2[CO_3^{-2}]; [HCO_3^{-1}] = 10^{10.1}[H^{+1}][CO_3^{-2}]; \\ [Fe^{+3}] &= [Fe^{+2}] \cdot 10^{A(E-0.771)}; [FeOH^{+1}] = 10^{4.5}[Fe^{+2}][OH^{-1}]; [FeOH^{+2}] = 10^{11.0}[Fe^{+3}][OH^{-1}]; \\ [Fe(OH)_2^{+1}] &= 10^{21.7}[Fe^{+3}][OH^{-1}]^2; [Fe_2(OH)_2^{+4}] = 10^{21.7}[Fe^{+3}]^2[OH^{-1}]^2; [FeSO_4] = 10^{-2.3}[Fe^{+2}][SO_4^{-2}]; \\ [FeSO_4^{+1}] &= 10^{4.18}[Fe^{+3}][SO_4^{-2}]; [Fe(SO_4)_2^{-1}] = 10^{7.4}[Fe^{+3}][SO_4^{-2}]^2; [MnO_4^{-1}] = [Mn^{+2}] \cdot 10^{5A(E-1.507)+8pH}; \\ [MnO_4^{-2}] &= [Mn^{+2}] \cdot 10^{4A(E-1.743)+8pH}; [Mn^{+3}] = [Mn^{+2}] \cdot 10^{A(E-1.509)}; [MnOH^{+2}] = 10^{14.2}[Mn^{+3}][OH^{-1}] \quad \dots(3) \end{aligned}$$

The notation of balances, similar to one applied e.g. in [7,18], will be practiced below.

The dynamic system is realized according to titrimetric mode, where V mL of titrant T, added in successive portions into V₀ mL of titrand D, and V₀+V mL of D+T mixture is obtained at this point of the titration, if the assumption of the volumes additivity is valid; D and T are the sub-systems of the D+T system.

The D Subsystem

We get here the balances:

$$f_0 = \text{ChB}$$

$$N_2 - N_3 - N_4 - 2N_5 - N_7 - 2N_8 + 2N_9 + N_{10} = 0$$

$$f_1 = f(\text{H})$$

$$2N_1 + N_2(1+2n_2) + N_3(1+2n_3) + N_4(1+2n_4) + 2N_5n_5 + N_6(2+2n_6) + N_7(1+2n_7) + 2N_8n_8 + 2N_9n_9 + N_{10}(1+2n_{10}) + 2N_{11}n_{11} = 2xN_{04} + 2N_{05} + 2N_{06}$$

$$f_2 = f(\text{O})$$

$$N_1 + N_2n_2 + N_3(1+n_3) + N_4(4+n_4) + N_5(4+n_5) + N_6(3+n_6) + N_7(3+n_7) + N_8(3+n_8) + N_9n_9 + N_{10}(1+n_{10}) + N_{11}(4+n_{11}) = (4+x)N_{04} + 4N_{05} + N_{06} + 2N_{07}$$

$$f_{12} = 2f(\text{O}) - f(\text{H})$$

$$-N_2 + N_3 + 7N_4 + 8N_5 + 4N_6 + 5N_7 + 6N_8 + N_{10} + 8N_{11} = 8N_{04} + 6N_{05} + 4N_{07}$$

$$-6f_3 = -6f(\text{S})$$

$$6N_{04} + 6N_{05} = 6N_4 + 6N_5 + 6N_{11}$$

$$-2f_4 = -2f(\text{Fe})$$

$$2N_{04} = 2N_9 + 2N_{10} + 2N_{11}$$

$$-4f_5 = -4f(\text{C})$$

$$4N_{07} = 4N_6 + 4N_7 + 4N_8$$

$$f_{12} + f_0$$

$$6N_4 + 6N_5 + 4N_6 + 4N_7 + 4N_8 + 2N_9 + 2N_{10} + 8N_{11} = 8N_{04} + 6N_{05} + 4N_{07} \Leftrightarrow$$

$$6(N_4 + 6N_5) + 4(N_6 + N_7 + N_8) + 2(N_9 + N_{10}) + 8N_{11} = (2+6)N_{04} + 6N_{05} + 4N_{07}$$

$$f_{12} + f_0 - 6f_3 - 2f_4 - 4f_5 \quad \Leftrightarrow \quad \dots(4)$$

$$(+1) \cdot f(\text{H}) + (-2) \cdot f(\text{O}) + (+6) \cdot f(\text{S}) + (+2) \cdot f(\text{Fe}) + (+4) \cdot f(\text{C}) = \text{ChB} \quad (4a)$$

$$0 = 0 \quad \dots(5)$$

Note that Fe(+2) species are not oxidized here.

The T Subsystem

We get here the Balances

$$f_0 = \text{ChB}$$

$$N_2 - N_3 - N_4 - 2N_5 - N_7 - 2N_8 + N_{18} - N_{19} = 0$$

$$f_1 = f(\text{H})$$

$$2N_1 + N_2(1+2n_2) + N_3(1+2n_3) + N_6(2+2n_6) + N_7(1+2n_7) + 2N_8n_8 + 2N_{19}n_{19} = 2N_{02}$$

$$f_2 = f(\text{O})$$

$$N_1 + N_2n_2 + N_3(1+n_3) + N_6(3+n_6) + N_7(3+n_7) + N_8(3+n_8) + N_{19}(4+n_{19}) = 4N_{01} + N_{02} + 2N_{03}$$

$$f_{12} = 2f_2 - f_1$$

$$-N_2 + N_3 + 4N_6 + 5N_7 + 6N_8 + 8N_{19} = 8N_{01} + 4N_{03}$$

$$f_{12} + f_0$$

$$4N_6 + 4N_7 + 4N_8 + N_{18} + 7N_{19} = 8N_{01} + 4N_{03}$$

$$-7f_3 = -7f(\text{Mn})$$

$$7N_{01} = 7N_{19}$$

$$-4f_4 = -4f(\text{C})$$

$$4N_{03} = 4N_6 + 4N_7 + 4N_8$$

$$-f_5 = -f(\text{K})$$

$$N_{01} = N_{18}$$

$$f_{12} + f_0 - 7f_3 - 4f_4 - f_5 \Rightarrow \dots(6)$$

$$(+1) \cdot f(\text{H}) + (-2) \cdot f(\text{O}) + (+6) \cdot f(\text{S}) + (+2) \cdot f(\text{Fe}) + (+4) \cdot f(\text{C}) = \text{ChB}$$

(6a)

$$0 = 0 \quad \dots(5)$$

Note that MnO_4^{-1} is not reduced here

The D+T System

We get here the balances:

$$f_0 = \text{ChB}$$

$$N_2 - N_3 - N_4 - 2N_5 - N_7 - 2N_8 + 2N_9 + N_{10} + 3N_{12} + 2N_{13} + N_{14} + 4N_{15} + N_{16} - N_{17} + N_{18} - N_{19} - 2N_{20} + 3N_{21} + 2N_{22} + 2N_{23} + N_{24} = 0 \quad \dots(7)$$

$$f_1 = f(\text{H})$$

$$2N_1 + N_2(1+2n_2) + N_3(1+2n_3) + N_4(1+2n_4) + 2N_5n_5 + N_6(2+2n_6) + N_7(1+2n_7) + 2N_8n_8 + 2N_9n_9 + N_{10}(1+2n_{10}) + 2N_{11}n_{11} + 2N_{12}n_{12} + N_{13}(1+2n_{13}) + N_{14}(2+2n_{14}) + N_{15}(2+2n_{15}) + 2N_{16}n_{16} + 2N_{17}n_{17} + 2N_{18}n_{18} + 2N_{19}n_{19} + 2N_{20}n_{20} + 2N_{21}n_{21} + N_{22}(1+2n_{22}) + 2N_{23}n_{23} + N_{24}(1+2n_{24}) + 2N_{25}n_{25} = 2N_{02} + 2xN_{04} + 2N_{05} + 2N_{06}$$

$$f_2 = f(\text{O})$$

$$N_1 + N_2n_2 + N_3(1+n_3) + N_4(4+n_4) + N_5(4+n_5) + N_6(3+n_6) + N_7(3+n_7) + N_8(3+n_8) + N_9n_9 + N_{10}(1+n_{10}) + N_{11}(4+n_{11}) + N_{12}n_{12} + N_{13}(1+n_{13}) + N_{14}(2+n_{14}) + N_{15}(2+n_{15}) + N_{16}(4+n_{16}) + N_{17}(8+n_{17}) + n_{18}n_{18} + N_{19}(4+n_{19}) + N_{20}(4+n_{20}) + N_{21}n_{21} + N_{22}(1+n_{22}) + N_{23}n_{23} + N_{24}(1+n_{24}) + N_{25}(4+n_{25}) = 4N_{01} + N_{02} + 2N_{03} + (4+x)N_{04} + 4N_{05} + N_{06} + 2N_{07}$$

$$f_{12} = 2f(\text{O}) - f(\text{H})$$

$$-N_2 + N_3 + 7N_4 + 8N_5 + 4N_6 + 5N_7 + 6N_8 + N_{10} + 8N_{11} + N_{13} + 2N_{14} + 2N_{15} + 8N_{16} + 16N_{17} + 8N_{19} + 8N_{20} + N_{22} + N_{24} + 8N_{25} = 8N_{01} + 4N_{03} + 8N_{04} + 6N_{05} + 4N_{07} \quad \dots(8)$$

$$f_{12} + f_0$$

$$6N_4 + 6N_5 + 4N_6 + 4N_7 + 4N_8 + 2N_9 + 2N_{10} + 8N_{11} + 3N_{12} + 3N_{13} + 3N_{14} + 6N_{15} + 9N_{16} + 15N_{17} + N_{18} + 7N_{19} + 6N_{20} + 3N_{21} + 3N_{22} + 2N_{23} + 2N_{24} + 8N_{25} = 8N_{01} + 4N_{03} + 8N_{04} + 6N_{05} + 4N_{07}$$

$$-6f_3 = -6f(\text{S})$$

$$6N_{04} + 6N_{05} = 6N_4 + 6N_5 + 6N_{11} + 6N_{16} + 12N_{17} + 6N_{25} \quad \dots(9)$$

$$-4f_4 = -4f(\text{C})$$

$$4N_{03} + 4N_{07} = 4N_6 + 4N_7 + 4N_8 \quad \dots(10)$$

$$-f_5 = -f(\text{K})$$

$$N_{01} = N_{18} \quad \dots(11)$$

Then we have:

$$A = f_{12} + f_0 - 6f_3 - 4f_4 - f_5 \quad \dots(12)$$

$$2N_9 + 2N_{10} + 2N_{11} + 3N_{12} + 3N_{13} + 3N_{14} + 6N_{15} + 3N_{16} + 3N_{17} + 7N_{19} + 6N_{20} + 3N_{21} + 3N_{22} + 2N_{23} + 2N_{24} + 2N_{25} \\ = 7N_{01} + 2N_{04} \Rightarrow$$

$$2(N_9+N_{10}+N_{11}) + 3(N_{12}+N_{13}+N_{14} + 2N_{15}+N_{16}+N_{17}) + 7N_{19} + 6N_{20} + 3(N_{21}+N_{22}) + 2(N_{23}+N_{24}+N_{25}) \\ = 7N_{01} + 2N_{04} \quad \dots(13)$$

$$f_6 = f(\text{Fe})$$

$$(N_9+N_{10}+N_{11}) + (N_{12}+N_{13}+N_{14}+2N_{15}+N_{16}+N_{17}) = N_{04} \quad \dots(14)$$

$$f_7 = f(\text{Mn})$$

$$N_{19} + N_{20} + (N_{21}+N_{22}) + (N_{23}+N_{24}+N_{25}) = N_{01} \quad \dots(15)$$

The atomic numbers for Fe and Mn are: $Z_{\text{Fe}} = 26$ and $Z_{\text{Mn}} = 25$, respectively. Then we get

$$Z_{\text{Fe}} \cdot f_6 + Z_{\text{Mn}} \cdot f_7 - (f_{12} + f_0 - 6f_3 - 4f_4 - f_5) \\ (Z_{\text{Fe}}-2)(N_9+N_{10}+N_{11}) + (Z_{\text{Fe}}-3)(N_{12}+N_{13}+N_{14}+2N_{15}+N_{16}+N_{17}) + (Z_{\text{Mn}}-7)N_{19} + (Z_{\text{Mn}}-6)N_{20} + \\ (Z_{\text{Mn}}-3)(N_{21}+N_{22}) + (Z_{\text{Mn}}-2)(N_{23}+N_{24}+N_{25}) = (Z_{\text{Fe}}-2)N_{04} + (Z_{\text{Mn}}-7)N_{01} \quad \dots(16)$$

Another combination of the equations is also noteworthy. Namely, after addition of the balances

$$-(f_{12} + f_0 - 6f_3 - 4f_4 - f_5) = -A \quad \dots(12a)$$

$$7N_{01} + 2N_{04} = 2(N_9+N_{10}+N_{11}) + 3(N_{12}+N_{13}+N_{14} + 2N_{15}+N_{16}+N_{17}) + 7N_{19} + 6N_{20} + 3(N_{21}+N_{22}) + 2(N_{23}+N_{24}+N_{25})$$

$$3f_6 = 3f(\text{Fe})$$

$$3(N_9+N_{10}+N_{11}) + 3(N_{12}+N_{13}+N_{14}+2N_{15}+N_{16}+N_{17}) = 3N_{04}$$

$$2f_7 = 2f(\text{Mn})$$

$$2N_{19} + 2N_{20} + 2(N_{21}+N_{22}) + 2(N_{23}+N_{24}+N_{25}) = 2N_{01}$$

After cancelling similar components in the sum thus obtained and further rearrangements, we get

$$N_9+N_{10}+N_{11} - (5N_{19}+4N_{20}+N_{21}+N_{22}) = N_{04} - 5N_{01} \quad \dots(17)$$

It is the shortest (in terms of the number of its constituents) among the equivalent forms of GEB, obtained from the linear combination

$$-(f_{12} + f_0 - 6f_3 - 4f_4 - f_5) + 3f_6 + 2f_7 \Rightarrow -f_0 - (2f_2 - f_1) + 6f_3 + 4f_4 + f_5 + 3f_6 + 2f_7 \Rightarrow$$

$$-f_0 + f_1 + (-2)f_2 + 6f_3 + 4f_4 + f_5 + 3f_6 + 2f_7 \Rightarrow 1 \cdot f_1 + (-2) \cdot f_2 + 6 \cdot f_3 + 4 \cdot f_4 + 1 \cdot f_5 + 3 \cdot f_6 + 2 \cdot f_7 = f_0 \Rightarrow \dots(18)$$

$$(+1) \cdot f(\text{H}) + (-2) \cdot f(\text{O}) + (+6) \cdot f(\text{S}) + (+4) \cdot f(\text{C}) + (+1) \cdot f(\text{Na}) + (+3) \cdot f(\text{Fe}) + (+2) \cdot f(\text{Mn}) = f_0 \\ (18a)$$

The f_{12} is considered as the *p* primary form of GEB obtained according to Approach II to GEB, $f_{12} = p\text{-GEB}$.

Further Remarks

When formulating the balances f_1 and f_2 , it is possible to take into account the formation of water clusters $(\text{H}_2\text{O})_\lambda$ ($N_{1,\lambda}$, $\lambda = 1, 2, \dots$) in aqueous solutions [49]. Writing these balances as follows:

$$f_1 = f(\text{H}):$$

$$2 \cdot \sum_{\lambda=1}^A \lambda \cdot N_{1,\lambda} + N_2(1 + 2n_2) + N_3(1 + 2n_3) + \dots$$

$$f_2 = f(O) :$$

$$\sum_{\lambda=1}^A \lambda \cdot N_{1,\lambda} + N_2 (1 + n_2) + N_3(1 + n_3) + \dots$$

we have:

$$2f_2 - f_1 :$$

$$- N_2 + N_3 + \dots$$

i.e., all components related to the clusters are cancelled. The f_{12} and all linear combinations of f_{12} with f_0 and other balances do not include the terms: N_1 , n_{iW} , x , N_{02} , N_{06} involved with water.

The coefficients/multipliers at the corresponding balances $f_k = f(Y_k)$ in Equations 4a, 6a, 9a are equal to oxidation numbers (ON's) of elements in the corresponding species, see also [20,21]. If oxidation numbers for all elements in the system are known beforehand, the Approach I or II to GEB can be applied optionally, see e.g. [30].

The Balances for the D+T System Expressed in Terms of Concentrations

Applying the Relations:

$$[X_i^{z_i}] \cdot (V_0+V) = 10^3 \cdot N_i / N_A \quad CV = 10^3 \cdot N_{01} / N_A, \quad C_0V_0 = 10^3 \cdot N_{05} / N_A,$$

$$C_1V = 10^3 \cdot N_{04} / N_A, \quad C_{01}V_0 = 10^3 \cdot N_{06} / N_A, \quad C_{02}V_0 = 10^3 \cdot N_{08} / N_A \quad \dots(19)$$

in the balances derived above, we have the optional/equivalent equations for GEB :

$$[Fe^{+2}] + [FeOH^{+1}] + [FeSO_4] - (5[MnO_4^{-1}] + 4[MnO_4^{-2}] + [Mn^{+3}] + [MnOH^{+2}])$$

$$- (C_0V_0 - 5CV) / (V_0+V) = 0 \quad \dots(17a)$$

$$[H^{+1}] - [OH^{-1}] - [HSO_4^{-1}] - 2[SO_4^{-2}] - [HCO_3^{-1}] - 2[CO_3^{-2}] + 2[Fe^{+2}] + [FeOH^{+1}] + 3[Fe^{+3}] + 2[FeOH^{+2}] + [Fe(OH)_2^{+1}] + 4[Fe_2(OH)_2^{+4}] + [FeSO_4^{+1}] - [Fe(SO_4)_2^{-1}] + [K^{+1}] - [MnO_4^{-1}] - 2[MnO_4^{-2}] +$$

$$3[Mn^{+3}] + 2[MnOH^{+2}] + 2[Mn^{+2}] + [MnOH^{+1}] = 0 \quad \dots(7a)$$

$$[HSO_4^{-1}] + [SO_4^{-2}] + [FeSO_4] + [FeSO_4^{+1}] + 2[Fe(SO_4)_2^{-1}] + [MnSO_4] - (C_0+C_{01})V_0 / (V_0+V) = 0 \quad \dots(9a)$$

$$[H_2CO_3] + [HCO_3^{-1}] + [CO_3^{-2}] - (C_{02}V_0+C_1V) / (V_0+V) = 0 \quad \dots(10a)$$

$$[K^{+1}] = CV / (V_0+V) \quad \dots(11a)$$

$$[Fe^{+2}] + [FeOH^{+1}] + [FeSO_4] + [Fe^{+3}] + [FeOH^{+2}] + [Fe(OH)_2^{+1}] + 2[Fe_2(OH)_2^{+4}] +$$

$$[FeSO_4^{+1}] + [Fe(SO_4)_2^{-1}] - C_0V_0 / (V_0+V) = 0 \quad \dots(14a)$$

$$[MnO_4^{-1}] + [MnO_4^{-2}] + [Mn^{+3}] + [MnOH^{+2}] + [Mn^{+2}] + [MnOH^{+1}] + [MnSO_4] - CV / (V_0+V) = 0 \quad \dots(15a)$$

The simplest form of GEB, expressed by Eq. (17a), is chosen here (arbitrarily) for calculation purposes - for obvious reasons [33]. The GEB, formulated in terms of concentrations on the basis of $f_{12} = \text{pr-GEB}$ (Eq. 8) is as follows

$$- [H^{+1}] + [OH^{-1}] + 7[HSO_4^{-1}] + 8[SO_4^{-2}] + 4[H_2CO_3] + 5[HCO_3^{-1}] + 6[CO_3^{-2}] + [FeOH^{+1}] +$$

$$8[FeSO_4] + [FeOH^{+2}] + 2[Fe(OH)_2^{+1}] + 2[Fe_2(OH)_2^{+4}] + 8[FeSO_4^{+1}] + 16[Fe(SO_4)_2^{-1}] +$$

$$8[MnO_4^{-1}] + 8[MnO_4^{-2}] + [MnOH^{+2}] + [MnOH^{+1}] + 8[MnSO_4]$$

$$- (8CV + 4C_1V + 8C_0V_0 + 6C_{01}V_0 + 4C_{02}V_0) / (V_0+V) = 0 \quad \dots(8a)$$

The GEB, obtained from Eq. 16,

$$(Z_{Fe}-2)([Fe^{+2}]+[FeOH^{+1}]+[FeSO_4]) + (Z_{Fe}-3)([Fe^{+3}]+[FeOH^{+2}]+[Fe(OH)_2^{+1}]+2[Fe_2(OH)_2^{+4}]+$$

$$[FeSO_4^{+1}]+[Fe(SO_4)_2^{-1}]) + (Z_{Mn}-7)[MnO_4^{-1}] + (Z_{Mn}-6)[MnO_4^{-2}] + (Z_{Mn}-3)([Mn^{+3}]+[MnOH^{+2}]) +$$

$$(Z_{Mn}-2)([Mn^{+2}]+[MnOH^{+1}]+[MnSO_4]) - ((Z_{Fe}-2)C_0V_0 + (Z_{Mn}-7)CV) / (V_0+V) = 0 \quad \dots(16a)$$

is identical to that obtained directly from Approach I to GEB, compare with [17,49]. The equivalency of the Approaches (I and II) to GEB is then proved. From Eq. (13) we get

$$2([\text{Fe}^{+2}] + [\text{FeOH}^{+1}] + [\text{FeSO}_4]) + 3([\text{Fe}^{+3}] + [\text{FeOH}^{+2}] + [\text{Fe}(\text{OH})_2^{+1}] + 2[\text{Fe}_2(\text{OH})_2^{+4}] + [\text{FeSO}_4^{+1}] + [\text{Fe}(\text{SO}_4)_2^{-1}]) + 7[\text{MnO}_4^{-1}] + 6[\text{MnO}_4^{-2}] + 3([\text{Mn}^{+3}] + [\text{MnOH}^{+2}]) + 2([\text{Mn}^{+2}] + [\text{MnOH}^{+1}] + [\text{MnSO}_4]) - (2C_0V_0 + 7CV)/(V_0+V) = 0 \quad \dots(13a)$$

Eq. 13a is identical with the one obtained from Eq.16a under assumption that $Z_{\text{Fe}} = 0$, $Z_{\text{Mn}} = 0$ (compare with the 'debt of honor' principle/idea suggested in [2] (p. 43).

The set of 6 independent equations: 7a, 9a, 10a, 14a, 15a, 17a is then distinguished. The number of the equations is equal to the number of 6 independent variables, considered as components of the vector:

$$\mathbf{x} = [x_1, \dots, x_6]^T = [E, \text{pH}, \text{pMn2}, \text{pFe2}, \text{pSO4}, \text{pH2CO3}]^T$$

where $\text{pMn2} = -\log[\text{Mn}^{+2}]$, $\text{pFe2} = -\log[\text{Fe}^{+2}]$, $\text{pSO4} = -\log[\text{SO}_4^{-2}]$, $\text{pH2CO3} = -\log[\text{H}_2\text{CO}_3]$. The $\text{pX}_i = -\log [X_i^{z_i}]$ refer to mutually independent species $X_i^{z_i}$. Volume V of the titrant T added is the parameter (not variable) of the system, at defined point of the titration. The relation (11a) is considered as the equality (not equation!); $[\text{K}^{+1}]$ can enter immediately Eq. 7a, like a number at defined point of the calculation procedure, defined here by C , V_0 and V values.

Calculation Procedure and Graphical Presentation of the Results Obtained

V mL of KMnO_4 ($C = 0.02$ M) is added into $V_0 = 100$ mL of FeSO_4 ($C_0 = 0.01$ M) + H_2SO_4 ($C_{01} = 1.0$ M). The simplest form of GEB is there as follows

$$[\text{Fe}^{+2}] + [\text{FeOH}^{+1}] + [\text{FeSO}_4] - (5 \times [\text{MnO}_4^{-1}] + 4 \times [\text{MnO}_4^{-2}] + [\text{Mn}^{+3}] + [\text{MnOH}^{+2}]) = (C_0 \times V_0 - 5 \times C \times V)/(V_0 + V) \quad \dots(23)$$

The presence of H_2SO_4 in D affects the related titration curve 1 in Fig. 1 at $\Phi < 0.2$; the virtual curve 2 is plotted under assumption that the sulphate complexes: FeSO_4 , FeSO_4^{+1} , $\text{Fe}(\text{SO}_4)_2^{-1}$, MnSO_4 were (intentionally) omitted in the related balances, formulated according to GATES/GEB principles. The relations: $[\text{FeSO}_4^{+1}] + [\text{Fe}(\text{SO}_4)_2^{-1}] \gg [\text{Fe}^{+3}]$ and $[\text{FeSO}_4] > [\text{Fe}^{+2}]$ are valid in the whole Φ -range, and $[\text{Mn}^{+3}] + [\text{MnOH}^{+2}] > [\text{MnO}_4^{-1}]$ at $\Phi > 0.2$, see Fig. 2.

All calculations were realized with use of MATLAB iterative computer program [1]. Some pairs of (Φ_e, E_e) points from the close vicinity of equivalence (eq) point are collected in Table 1. The relative error in accuracy [3,22] of the Fe (+2) determination is equal to ;

$$\delta = \Phi_e / \Phi_{\text{eq}} - 1 = 5 \cdot \Phi_e - 1$$

for $\Phi_e = \Phi_{\text{eq}} = 0.2$, one gets $\delta = 0$.

The Fe^{+2} , Fe^{+3} and Mn^{+2} ions form sulphate complexes, but sulphate complexes $\text{Mn}(\text{SO}_4)_i^{+3-2i}$ formed by Mn^{+3} ions are unknown in literature. However, the comparison of the curves obtained for pre-assumed stability constants of $\text{Mn}(\text{SO}_4)_i^{+3-2i}$ complexes presented in Fig. 3 with the curves obtained experimentally [22] leads to conclusion, that the complexes – if exist – are relatively weak.

Final Comments

Redox systems are the most important and the most complex electrolytic systems. From thermodynamic viewpoint, the complexity of a redox system is expressed by the number and diversity of equilibrium constants involved in this system. The diversity is involved with the number of species, different types of reactions occurring between the species, and the number of elements involved in these species. The best thermodynamic approach to electrolytic systems is realizable according to the GATES principles, with none relevance to the stoichiometry of a chemical reaction, resulting from IUPAC recommendations [50]. Within GATES and GATES/GEB in particular, the

Table 1. Some (Φ_e , E_e) pairs (e - end point) related to simulated, potentiometric titrations in the D+T system (full model).

Φ_e	E_e [V]
0.198	0.701
0.199	0.719
0.1998	0.661
0.1999	0.778
0.2	1.034
0.2001	1.365
0.2002	1.382
0.202	1.442

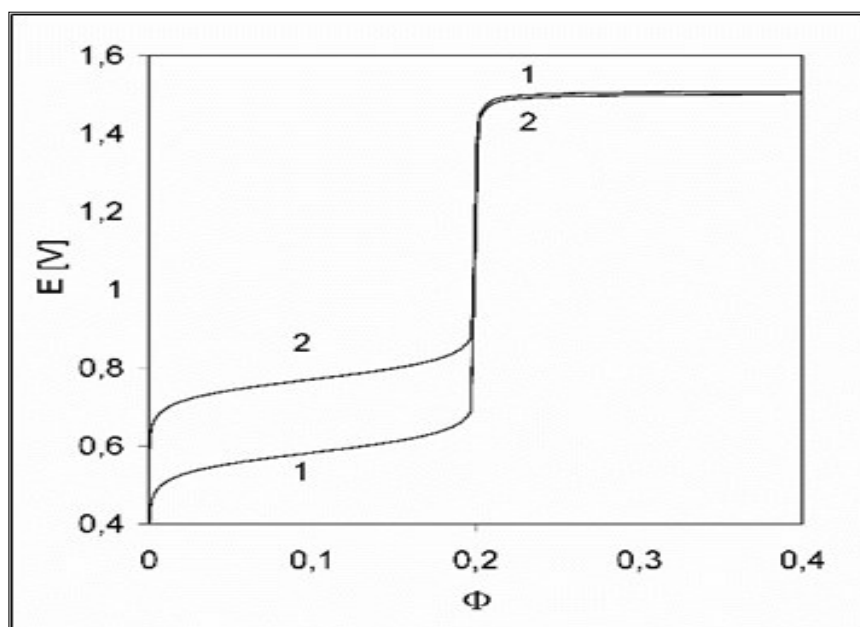


Figure 1. The E vs. Φ relationships plotted for the D+T System, related to 1 – full model; 2 – with omission of sulphate complexes in the model applied.

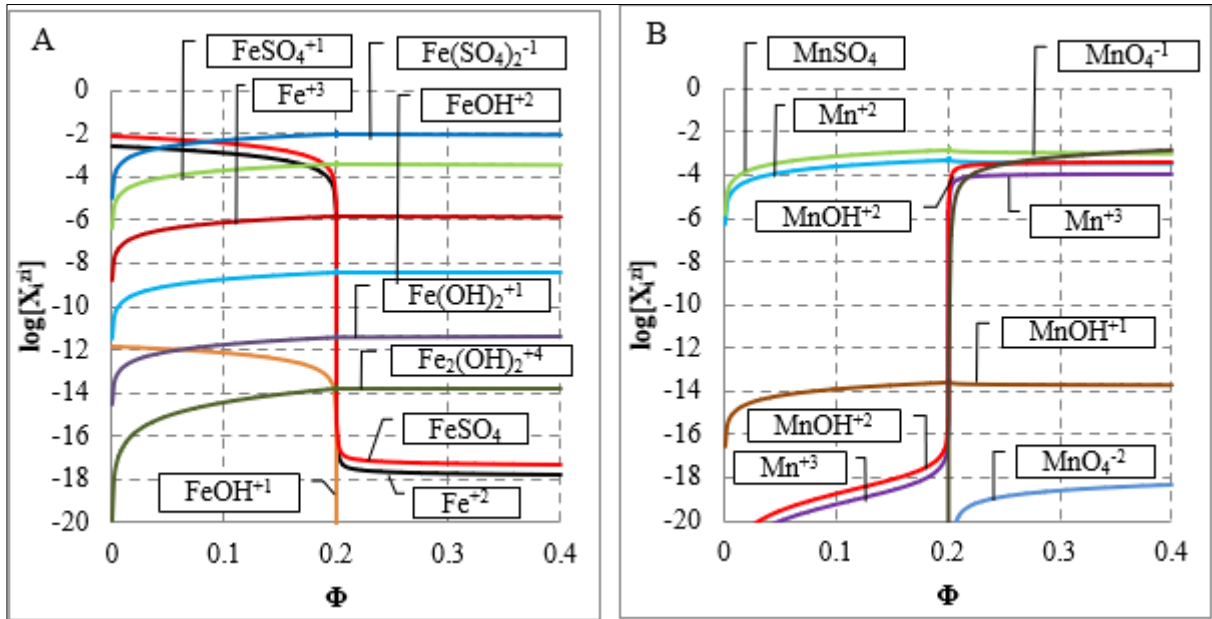


Figure 2. The speciation curves for (A) Fe, (B) Mn species in the D+T system.

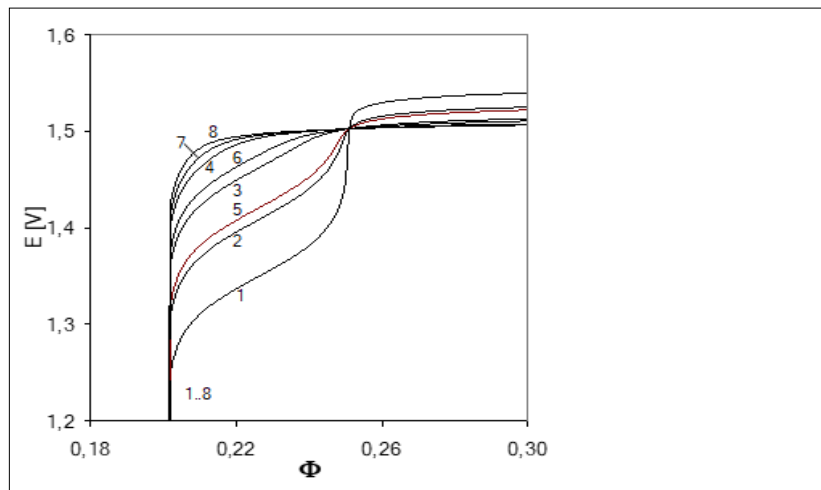


Figure 3. Fragments of hypothetical titration curves plotted for different pairs of stability constants (K_{31} , K_{32}) of the complexes $Mn(SO_4)_i^{+3-2i}$: 1 (10^4 , 10^7); 2 (10^3 , 10^6); 3 ($10^{2.5}$, 10^5); 4 (10^2 , 10^4); 5 (10^4 , 0); 6 (10^3 , 0); 7 (10^2 , 0); 8 (0, 0); $[Mn(SO_4)_i^{+3-2i}] = K_{3i}[Mn^{+3}][SO_4^{2-}]^i$.

reaction notations are used only to formulate the expressions for the related equilibrium constants on the basis of mass action law. In this context, the paper is also designed as a reasonable proposal for consideration by IUPAC, in the next issues of 'Color Books' [51].

The correct formulation of dynamic redox systems was unknown in earlier (< 1994) literature, see [29-31]. The obvious consequence of this fact was the lack of meaningful calculations, the effect of which would be a graphical representation of functional dependencies. The lack of the missing equation (i.e. GEB) caused that also charge balance (ChB) was completely omitted in the calculations, and pH = const during titrations was assumed. This assumption cannot withstand a criticism, not only in respect to titration of Br₂ with NaOH [15,16,29-31], but also in the cases where the buffer capacity of the titrand is high, see e.g. [1-3,7]. That 'obligatory' approach to the redox electrolyte systems has been repeatedly stigmatized in our papers cited above, and in [52-54]. Simply, earlier approaches to formulation of redox systems, based on stoichiometry of reactions, are perceived as clumsy/invalid attempts to the problem in question.

GATES and GATES/GEB in particular, relies on the fact that the chemistry involved is predictable on the basis of knowledge of credible physicochemical data related to the species involved in the system in question.

The GEB plays a distinguishing role in redox systems; it is fully compatible with charge and concentration balances and, therefore, completes the set of equations necessary for thermodynamic solution of redox systems, of any degree of complexity, assuming that all relevant physicochemical knowledge is available. The results obtained according to GATES principles are also applicable for analytical purposes, especially in context with GEM [3,23].

The identity (0 = 0) procedure applied to linear combination of equations relating to non-redox systems (see Eq. 5 in D and T), is far more convenient/efficient than the procedure based directly on the matrix calculations [55]. The 'shortest' form (17a) of GEB related to the redox D+T system is different form identity. Then GEB for this system (e.g. Eq. 17a) is linearly independent from equations 7a, 9a, 10a, 14a, 15a. Then the linear dependency/ independency of 2f(O)

- f(H) is confirmed here as the criterion distinguishing between non-redox and redox electrolytic systems. This regularity was also stated for all systems in amphiprotic solvents, and in mixed-solvent media.

In D and D+T, the core balance for f(SO₄) is identical with elemental balance f(S). For comparison, in the non-redox system with oxalate and carbonate species involved, we can write separate balances for oxalates and carbonates. In the redox system, where oxalate is transformed into carbonate species, one common balance (for oxalate + carbonate) is needed [2].

If oxidation numbers for some elements constituting the system under consideration are unknown beforehand, the Approach II to GEB must be applied, because the prior knowledge of oxidation numbers is not needed there. Oxidation number is the redundant concept within GATES/GEB. Note that the oxidation number is the contractual term, and sometimes encounters fundamental difficulties, or atoms in organic compounds and species, with radicals and ion-radicals involved. It is one of the paramount advantages of the Approach II to GEB. It should be noticed that the oxidation number, representing the degree of oxidation of an element in a compound or a species is a contractual concept. Moreover, within the Approaches I and II to GEB, the roles of oxidants and reductants are not ascribed *a priori* to particular components forming the redox system and to the species formed in this system.

These basic properties of the balance $2 \cdot f(O) - f(H)$ for redox systems were unknown in scientific world before 2005, and the linear independency/dependency of $2 \cdot f(O) - f(H)$ as the fundamental/practical criterion distinguishing redox/non-redox systems of any degree of complexity was also unknown. Here is the hidden simplicity, which had to be discovered, as the Approach II to GEB. One of the authors (™) contends that the discovery of the Approach II GEB would most likely be impossible without the prior discovery of the Approach I to GEB. Any generalization presupposes belief in the unity and simplicity of Nature.

Instead of Epilogue

Further (loose) remarks concerning the words: card game, players, fans, money, debt of honor. Pure

mathematics is, in its way, the poetry of logical ideas. One seeks the most general ideas of operation which will bring together in simple, logical and unified form the largest possible circle of formal relationships. In this effort toward logical beauty, new formulas are discovered, necessary for the deeper penetration into the laws of nature.

The art of reasoning is nothing more than a well-ordered language. The Renaissance posed the question of the criterion of determining whether the sign actually means what it meant, and the decision was provided by similarity. With the advent of the classical age, the question arose: how and how is the sign related to what it means? Classicism resolved the problem by offering an analysis of the representation, and the present day an analysis of the sense of meaning.

According to Aristotle, creating a good metaphor is tantamount to seeing similarities in dissimilar things. Metaphors can be alive or dead; living metaphors are revealing. Nevertheless, the best determinant of living metaphors is their uniqueness - which makes them so unusual and desired by their recipients. The paraphrase of such metaphors cannot exhaust the meaning that is the vehicle of innovation.

Pure mathematics is, in its way, the poetry of logical ideas. One seeks the most general ideas of operation which will bring together in simple, logical and unified form the largest possible circle of formal relationships. In this effort toward logical beauty spiritual formulas are discovered necessary for the deeper penetration into the laws of Nature (A. Einstein).

References

1. Michałowski T (2011) Application of GATES and MATLAB for Resolution of Equilibrium, Metastable and Non-Equilibrium Electrolytic Systems, Chap. 1: 1 – 34, in: Applications of MATLAB in Science and Engineering (ed. Michałowski T), InTech - Open Access publisher in the fields of Science, Technology and Medicine. <http://cdn.intechweb.org/pdfs/18555.pdf> in <https://www.intechopen.com/books/applications-of-matlab-in-science-and-engineering>.
2. Michałowska-Kaczmarczyk AM, Spórna-Kucab A, Michałowski T (2017) Generalized Electron Balance (GEB) as the Law of Nature in Electrolytic Redox Systems, Chap. 2: 9-55. in: Redox: Principles and Advanced Applications (ed. Ali Khalid MA), InTech <https://cdn.intechopen.com/pdfs-wm/56043.pdf> in <https://www.intechopen.com/books/redox-principles-and-advanced-applications>
3. Michałowska-Kaczmarczyk AM, Spórna-Kucab A, Michałowski T (2017) Principles of Titrimetric Analyses According to Generalized Approach to Electrolytic Systems (GATES), Chap. 5: 133-171 in: Advances in Titration Techniques, ed. Vu Dang Hoang, InTech. <https://cdn.intechopen.com/pdfs-wm/55881.pdf> in: <https://www.intechopen.com/books/advances-in-titration-techniques> ; <https://api.intechopen.com/chapter/pdf-preview/55881>
4. Michałowska-Kaczmarczyk AM, Spórna-Kucab A, Michałowski T (2017) A Distinguishing Feature of the Balance $2 \cdot f(O) - f(H)$ in Electrolytic Systems. The Reference to Titrimetric Methods of Analysis, Chap. 6: 173-207 in: Advances in Titration Techniques (ed. Vu Dang Hoang), InTech. <https://cdn.intechopen.com/pdfs-wm/55742.pdf> in: <https://www.intechopen.com/books/advances-in-titration-techniques>
5. Michałowska-Kaczmarczyk AM, Spórna-Kucab A, Michałowski T (2017) Solubility products and solubility concepts, Chap. 5: 93-134 in: Descriptive Inorganic Chemistry. Researches of Metal Compounds. (ed. Akitsu T) InTech. <https://cdn.intechopen.com/pdfs-wm/55440.pdf> ; <https://www.intechopen.com/books/descriptive-inorganic-chemistry-researches-of-metal-compounds>
6. Michałowski T, Pilarski B, Asuero AG, Michałowska-Kaczmarczyk AM (2019) Modeling of Acid-Base Properties in Binary-Solvent Systems, Chap. 9.4: 665 -690 in "Handbook of Solvents", Vol. 1 Properties, (ed. Wypych G), ChemTec Publishing, 3rd Edition, Toronto. https://books.google.pl/books?id=VluJDwAAQBAJ&pg=PA665&lpg=PA665&dq=anna+micha%C5%82ow-ska+kaczmarczyk&source=bl&ots=dVAXw4vo4Y&sig=ACfU3U0jPt1dWPPz08lm1kkOPJ5yC-tdg&hl=pl&sa=X&ved=2ahUKEwjJ8vbj4c_hAhVSIIsKHar0Ctc4FBDoATAGegQICRAB#v=onepage&q=anna%20micha%C5%82owska%20kaczmarczyk&f=false

7. Michałowska-Kaczmarczyk AM, Michałowski T (2019) The new paradigm in thermodynamic formulation of electrolytic systems— a review. *Archive of Biomedical Science and Engineering* 5(1): 19-61. <https://www.peertechz.com/articles/ABSE-5-113.pdf> .
8. Michałowska-Kaczmarczyk AM, Michałowski T (2013) Comparative balancing of non-redox and redox electrolytic systems and its consequences, *American Journal of Analytical Chemistry* 4(10): 46-53 <http://www.scirp.org/journal/PaperInformation.aspx?paperID=38569#.VGObL2dvHFw>.
9. Michałowska-Kaczmarczyk AM, Michałowski T (2019) General Properties of the Balance $2f(O)-f(H)$ in Electrolytic systems. Some Detailed Remarks on Elemental versus Core Balances, *Journal of Clinical Pharmacy* 1(1): 5-16 <https://innovationinfo.org/articles/JCP/JCP-102.pdf>
10. Michałowska-Kaczmarczyk AM, Spórna-Kucab A, Michałowski T (2017) General Properties of the Balances $2 \cdot f(O)-f(H)$ Related to Electrolytic Systems, *Analytical Chemistry: An Indian Journal*, 17(2): 124-147. <http://www.tsijournals.com/articles/general-properties-of-the-balances-2f-of-h-related-to-electrolytic-systems.pdf>
11. Michałowska-Kaczmarczyk AM, Michałowski T, (2018) The Balance $2 \cdot f(O) - f(H)$ as a Cornerstone in Formulation of Electrolytic Systems, *Journal of New Developments in Chemistry*, 2(1): 1-13 <https://openaccesspub.org/jndc/article/845>
12. Michałowska-Kaczmarczyk AM, Spórna-Kucab A, Michałowski T (2018) The balance $2 \cdot f(O) - f(H)$ as a keystone in formulation of electrolytic systems, *Research and Reviews in Computational Chemistry*, 1(1): 1-9 <https://openaccesspub.org/article/845/jndc-18-2177.pdf>
13. Michałowska-Kaczmarczyk AM, Michałowski T The distinguishing role of $2 \cdot f(O) - f(H)$ in electrolytic systems, *Biomedical Journal of Scientific & Technical Research*, 8(1) (2018) 1-10 <https://biomedres.us/pdfs/BJSTR.MS.ID.001591.pdf>
14. Michałowska-Kaczmarczyk AM, Michałowski T (2019) General Properties of the Balance $2f(O)-f(H)$ in Electrolytic systems. Some Detailed Remarks on Elemental versus Core Balances, *Journal of Clinical Pharmacy* 1(1): 5-16 <https://innovationinfo.org/articles/JCP/JCP-102.pdf>
15. Meija J, Michałowska-Kaczmarczyk AM, Michałowski T (2017) Redox titration challenge, *Analytical and Bioanalytical Chemistry* 409(1): 11–13 <http://link.springer.com/article/10.1007/s00216-016-0020-0>
16. Michałowski T, Michałowska-Kaczmarczyk AM, Meija J (2017) Solution of redox titration challenge, *Analytical and Bioanalytical Chemistry* 409(17): 4113–4115. <https://link.springer.com/article/10.1007%2Fs00216-017-0308-8>
17. Michałowska-Kaczmarczyk AM, Spórna-Kucab A, Michałowski T (2017) Formulation of simple electrolytic redox systems according to GATES/GEB principles, *Journal of Chemistry and Applied Chemical Engineering*, 1(1): 1-10. <https://www.scitechnol.com/peer-review/formulation-of-simple-electrolytic-redox-systems-according-to-gatesgeb-principles-jca5.pdf>
18. Michałowska-Kaczmarczyk AM, Spórna-Kucab A, Michałowski T (2017) A general property differentiating between redox and non-redox electrolytic systems and its consequences, *International Journal of Mathematics and Statistics Invention* 5(3): 67-76. <http://www.ijmsi.org/Papers/Volume.5.Issue.3/G05036776.pdf> in : <http://www.ijmsi.org/archive.html>
19. Michałowska-Kaczmarczyk AM, Michałowski T (2014) GATES as the Unique Tool for Simulation of Electrolytic Redox and Non-Redox Systems, *Journal of Analytical & Bioanalytical Techniques* 5(4): 1-5, 204 doi: 10.4172/2155-9872.1000204, <https://www.omicsonline.org/open-access/gates-as-the-unique-tool-for-simulation-of-electrolytic-redox-and-non-redox-systems-2155-9872.1000204.php?aid=31166>
20. Michałowska-Kaczmarczyk AM, Spórna-Kucab A, Michałowski T (2017) Some Regularities Involved with Oxidation Numbers Stated in Formulation of Redox Systems According to GATES/GEB Principles, *Journal of Analytical, Bioanalytical and Separation Techniques*, 2(2): 102-110. <https://www.ommegaonline.org/article-details/Some->

- Regularities-Involved-with-Oxidation-Numbers-
Stated-in-Formulation-of-Redox-Systems-According-
to-GATESGEB-Principles/1569
21. Michałowska-Kaczmarczyk AM, Spórna-Kucab A, Michałowski T (2017) Oxidation number, oxidant and reductant as derivative concepts within GATES/GEB formulation, *Journal of Chemistry and Applied Chemical Engineering*, 1: 2-8. <https://www.scitechnol.com/peer-review/oxidation-number-oxidant-and-reductant-as-derivative-concepts-within-gatesgeb-formulation-DhcN.pdf>
 22. Michałowski T (1981) Some remarks on acid-base titration curves, *Chemia Analityczna* 26: 799-813
 23. Michałowski T, Pietrzyk A, Ponikvar-Svet M, Rymanowski M (2010) The Generalized Approach to Electrolytic Systems: II. The Generalized Equivalent Mass (GEM) Concept, *Critical Reviews in Analytical Chemistry* 40: 17-29. <http://www.tandfonline.com/doi/full/10.1080/10408340903001342>
 24. Michałowska-Kaczmarczyk AM, Michałowski T (2020) Justification of Generalized Electron Balance (GEB) as the Law of Nature (Editorial), *Advances in Chemistry and Chemical Technology* 1(1): 1-3. <https://www.jresearchvalley.com/articles/justification-of-generalized-electron-balance-geb-as-the-law-of-nature.pdf>
 25. Michałowski T (2014) Generalized electron balance (GEB) as a law of preservation for electrolytic redox systems. In: 65th Annual Meeting of the International Society of Electrochemistry. Lausanne, Switzerland. <http://myprogram14.ise-online.org/infiles/pdf/ise141331.pdf>
 26. Michałowska-Kaczmarczyk AM, Michałowski T (2014) Generalized Electron Balance for Dynamic Redox Systems in Mixed-Solvent Media, *Journal of Analytical Sciences, Methods and Instrumentation* 4 (4): 102-109. <http://www.scirp.org/Journal/PaperInformation.aspx?PaperID=52018#.VH1N5Gfpt74>
 27. Pilarski B, Dobkowska A, Foks H, Michałowski T (2010) Modelling of acid-base equilibria in binary-solvent systems: A comparative study, *Talanta*, 80 (3): 1073-1080 <http://www.sciencedirect.com/science/article/pii/S0039914009006110>
 28. Michałowski T (2002) Effect of Mutual Solubility of Solvents in Multiple Extraction, *Journal of Chemical Education* 79: 1267-1268 <https://pubs.acs.org/doi/abs/10.1021/ed079p1267>
 29. Michałowski T, Lesiak A (1994) Acid-base titration curves in disproportionating redox systems, *Journal of Chemical Education* 71(8): 632-636. <https://pubs.acs.org/doi/abs/10.1021/ed071p632?src=recsys>
 30. Michałowski T (1994) Calculation of pH and potential E for bromine aqueous solutions, *Journal of Chemical Education* 71(7): 560-562. <http://pubs.acs.org/doi/abs/10.1021/ed071p560>
 31. Michałowski T, Lesiak A (1994) Formulation of generalized equations for redox titration curves, *Chemia Analityczna (Warsaw)* 39: 623-637. <http://www.chem.uw.edu.pl/chemanal/>
 32. Michałowski T, Wajda N, Janecki D (1996) A Unified Quantitative Approach to Electrolytic Systems, *Chemia Analityczna (Warsaw)* 41: 667-685. <http://www.chem.uw.edu.pl/chemanal/>; <http://www.chem.uw.edu.pl/chemanal/PDFs/1996/CHAN1996V0041P00667.pdf>
 33. Michałowski T, Baterowicz A, Madej A, Kochana J (2001) An extended Gran method and its applicability for simultaneous determination of Fe(II) and Fe(III), *Analytica Chimica Acta* 442(2): 287-293. <http://www.sciencedirect.com/science/article/pii/S0003267001011722>
 34. Michałowski T, Rymanowski M, Pietrzyk A (2005) Non-typical Brønsted's acids and bases, *Journal of Chemical Education* 82(3) : 470-472. <http://pubs.acs.org/doi/abs/10.1021/ed082p470>
 35. Michałowska-Kaczmarczyk AM, Spórna-Kucab A, Michałowski T (2017) Dynamic Buffer Capacities in Redox Systems, *Journal of Chemistry and Applied Chemical Engineering*, 1(2): 1 - 7.
 36. Michałowski T, Parczewski A (1978) A new definition of buffer capacity, *Chemia Analityczna* 23: 959-964
 37. Michałowski T, Asuero A.G (2012) New approaches in modelling the carbonate alkalinity and total alkalinity, *Critical Reviews in Analytical Chemistry*

- 42: 220-244. <http://www.tandfonline.com/toc/batc20/42/3>
38. Michałowska-Kaczmarczyk AM, Michałowski T Application of Simms Constants in Modeling the Titrimetric Analyses of Fulvic Acids and Their Complexes with Metal Ions, *Journal of Solution Chemistry* 45 (2016) 200–220. https://www.infona.pl/resource/bwmeta1.element.springer-doi-10_1007-S10953-015-0430-1?locale=pl
39. Pilarski B, Michałowska-Kaczmarczyk AM, Asuero AG, Dobkowska A, Lewandowska M, Michałowski T (2014) A New Approach to Carbonate Alkalinity, *Journal of Analytical Sciences, Methods and Instrumentation* 4: 62-69.
40. Michałowska-Kaczmarczyk AM, Michałowski T (2020) Dynamic buffer capacity *versus* alkalinity. Formulation in terms of Simms constants idea, *Archive of Biomedical Science and Engineering*, 6(1): 1–9.
41. Michałowska-Kaczmarczyk AM, Michałowski T, Toporek M (2016) Formulation of Dynamic Redox Systems according to GATES/GEB Principles, *International Journal of Electrochemical Science*, 11: 2560-2578
42. Michałowski T (2019) A dynamic redox system with ascorbic acid formulated and simulated according to GATES/GEB principles, *Current Topics in Analytical Chemistry*, 11: 31-41
43. Michałowska-Kaczmarczyk AM, Michałowski T (2020) Formulation of metastable redox systems according to GATES/GEB principles. Simulated Ascorbinometric Titration of Ferricyanide, *Acta Scientific Biotechnology*, 1(2): 1-8
44. Marx D, Tuckerman ME, Hutter J, Parrinello M (1999). The nature of the hydrated excess proton in water, *Nature* 397: 601-604 .
45. Asuero AG, Michałowski T (2011) Comprehensive formulation of titration curves referred to complex acid-base systems and its analytical implications, *Critical Reviews in Analytical Chemistry* 41(2): 151-187.
46. Michałowski T, Asuero AG, Ponikvar-Svet M, Toporek M, Pietrzyk A, Rymanowski M (2012) Principles of computer programming applied to simulated pH–static titration of cyanide according to a modified Liebig-Denigès method, *Journal of Solution Chemistry* 41(7): 1224–1239.
47. Iron(II) sulfate
48. Ignatov II, Mosin OV (2015) Structural Models of Water and Ice Regarding the Energy of Hydrogen Bonding, *Nanotechnology Research and Practice*, 7 (3): 96-118.
49. Michałowska-Kaczmarczyk AM, Rymanowski M, Asuero AG, Toporek M, Michałowski T (2014) Formulation of Titration Curves for Some Redox Systems, *American Journal of Analytical Chemistry* 5: 861-878. <file:///C:/Users/micha/AppData/Local/Temp/AMERICANJOURNALOFANALYTICALCHEMISTRY52014861.pdf>
50. Inczédy J, Lengyel T, Ure AM *Compendium of Analytical Nomenclature, Definitive Rules*, 1997, International Union of Pure and Applied Chemistry, Blackwell Scientific Publications, 1998 https://en.wikipedia.org/wiki/Compendium_of_Analytical_Nomenclature.
51. Color Books <https://iupac.org/what-we-do/books/color-books/> , <https://ro.pinterest.com/danadamonica/iupac-color-books/>
52. Michałowska-Kaczmarczyk AM, Asuero AG, Michałowski T (2015) “Why not stoichiometry” versus “Stoichiometry – why not?” Part I. General context, *Critical Reviews in Analytical Chemistry* 45 (2): 166–188. <http://www.ncbi.nlm.nih.gov/pubmed/25558777>
53. Michałowska-Kaczmarczyk AM, Asuero AG, Toporek M, Michałowski T (2015) “Why not stoichiometry” versus “Stoichiometry – why not?” Part II. GATES in context with redox systems, *Critical Reviews in Analytical Chemistry* 45(3): 240–268 <http://www.tandfonline.com/doi/full/10.1080/10408347.2014.937853>
54. Michałowska-Kaczmarczyk AM, Michałowski T, Toporek M, Asuero AG (2015) “Why not stoichiometry” versus “Stoichiometry – why not?” Part III, Extension of GATES/GEB on Complex

Dynamic Redox Systems, Critical Reviews in Analytical Chemistry 45(4): 348-366 <http://www.tandfonline.com/doi/abs/10.1080/10408347.2014.953673>

55. A.M. Michałowska-Kaczmarczyk, A. Spórna-Kucab, T. Michałowski, A general property differentiating between redox and non-redox electrolytic systems and its consequences, International Journal of Mathematics and Statistics Invention 5(3) (2017) 67-76. <http://www.ijmsi.org/Papers/Volume.5.Issue.3/G05036776.pdf> in : <http://www.ijmsi.org/archive.html>